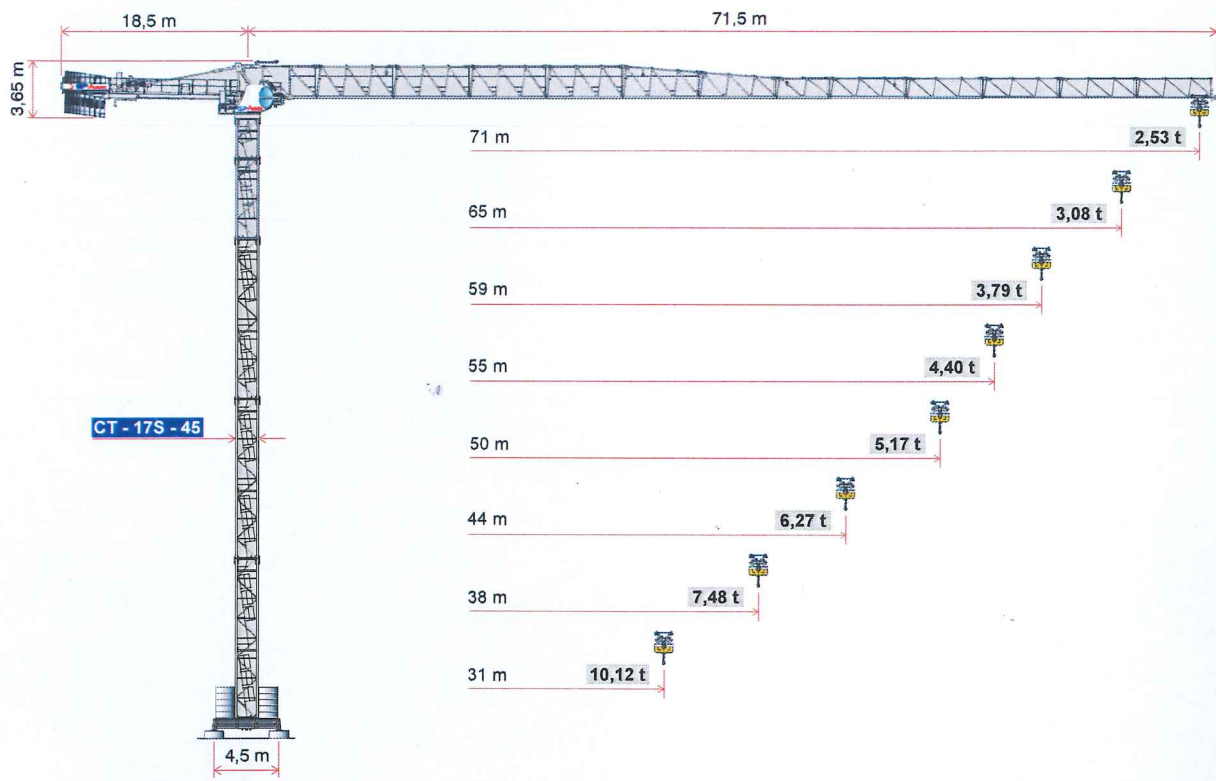




2.1 GP 288 TOP LINE - CONFIGURATION GÉNÉRALE CT-17S-45



CT - 17S - 45
HUH=46,8m
 Base sur sabots en béton

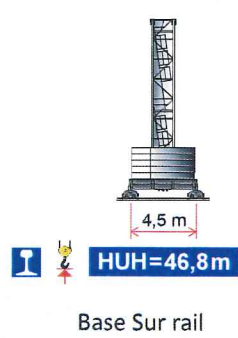
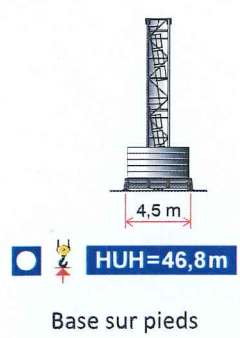


DIAGRAMME DE CHARGE GP 288 TOP LINE 12T AUTOLIFT



Diagramme de charge 12t AL

FLECHE (m) ⇨	71	65	59	55	50	44	38,0	31
Max. (Kg/m) ⇨	19,3	20,5	21,9	23,0	23,9	24,8	25,0	26,6
(m) ↓								
15	12000	12000	12000	12000	12000	12000	12000	12000
16	12000	12000	12000	12000	12000	12000	12000	12000
17	12000	12000	12000	12000	12000	12000	12000	12000
18	12000	12000	12000	12000	12000	12000	12000	12000
19	12000	12000	12000	12000	12000	12000	12000	12000
20	11525	12000	12000	12000	12000	12000	12000	12000
21	10905	11668	12000	12000	12000	12000	12000	12000
22	10345	11070	11937	12000	12000	12000	12000	12000
23	9835	10528	11355	12000	12000	12000	12000	12000
24	9370	10033	10824	11445	11954	12000	12000	12000
25	8945	9579	10337	10933	11420	11895	11988	12000
26	8553	9162	9890	10461	10929	11385	11474	12000
27	8192	8777	9477	10026	10476	10914	10999	11798
28	7857	8421	9094	9623	10056	10478	10560	11331
29	7546	8090	8739	9249	9667	10074	10153	10899
30	7257	7782	8409	8901	9304	9697	9774	10496
31	6988	7495	8101	8577	8966	9346	9420	10120
32	6736	7226	7813	8273	8650	9017	9089	
33	6499	6975	7542	7988	8354	8709	8779	
34	6277	6738	7289	7721	8075	8420	8487	
35	6068	6516	7050	7470	7813	8148	8213	
36	5871	6306	6825	7233	7566	7892	7955	
37	5686	6108	6612	7009	7333	7649	7711	
38	5510	5921	6411	6797	7113	7420	7480	
39	5343	5743	6221	6596	6904	7203		
40	5185	5575	6040	6406	6705	6997		
41	5035	5415	5869	6225	6517	6802		
42	4892	5263	5706	6054	6338	6616		
43	4756	5118	5550	5890	6168	6439		
44	4627	4980	5402	5734	6005	6270		
45	4503	4848	5261	5585	5850			
46	4385	4723	5126	5443	5702			
47	4272	4602	4997	5307	5560			
48	4164	4487	4873	5176	5425			
49	4060	4377	4755	5052	5295			
50	3961	4271	4641	4932	5170			
51	3865	4169	4532	4817				
52	3774	4071	4427	4707				
53	3685	3977	4326	4600				
54	3601	3887	4229	4498				
55	3519	3800	4136	4400				
56	3440	3716	4046					
57	3364	3635	3959					
58	3291	3557	3876					
59	3220	3482	3795					
60	3152	3409						
61	3086	3339						
62	3022	3271						
63	2961	3205						
64	2901	3142						
65	2843	3080						
66	2787							
67	2732							
68	2679							
69	2628							
70	2578							
71	2530							